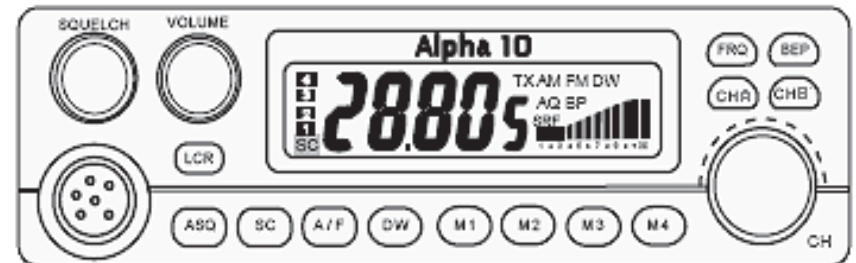


Features:

- * Compact size fits anywhere! - (6.75"W x 5.75"D x 2"H)
- * Backlit Controls for Low Light or Night Driving!
- * Large LED Display shows All Modes of Operation.
- * Attractive Woodgrain Front Panel Design.
- * Automatic Squelch Control - Auto Adjusts for Best Level.
- * One Button Channel Scan - Scans All Channels for Activity.
- * Channel Up/Down Buttons on Mic for One Hand Operation.
- * Emergency Preset Buttons for Quick Access.
- * Dual Watch Button Simultaneously Monitors Two Channels.
- * AM/FM Mode Button.
- * Channel, Band, and Frequency Display
- * M1 - M4 Stores 4 Favorite Channels into Memory for Easy Recall..
- * Last Channel Recall Button
- * Automatic Noise Limiter/Blanker Circuitry.
- * Cast Aluminum Rear Heat Sink Runs Cool in Tight Spaces.
- * 10 Watt RF Output AM/FM With Forward Modulation on AM.
- * LIMITED WARRANTY



10 Meter Amateur Transceiver



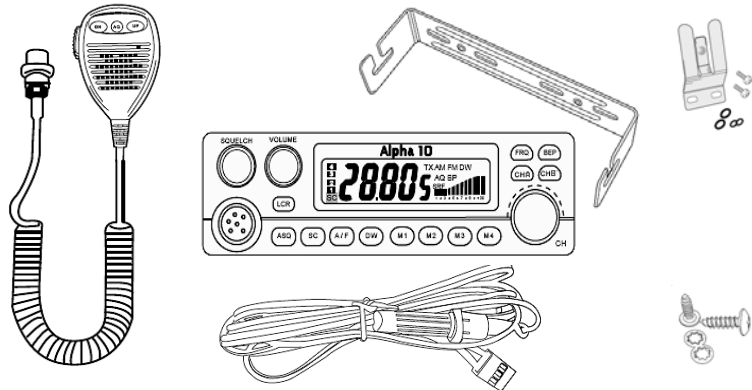
WARNING!

Users of this radio device must have a valid FCC license to transmit!
U.S. Federal Communications Commission (Ref. CFR 47 - Sec. 97)
Any modification or misuse of this device violating any law is the sole responsibility of the user and no other liability shall be assumed!

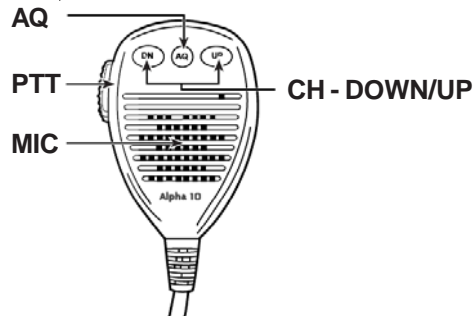
USER'S MANUAL

Downloaded from www.cbradio.nl

What's in the Box?

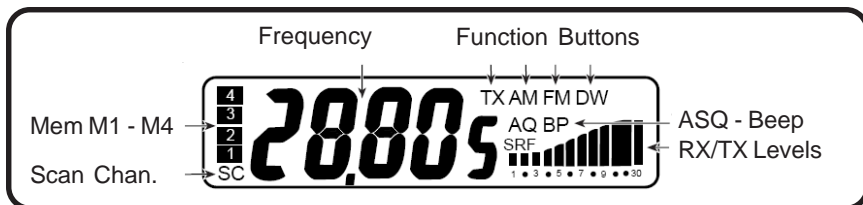


Microphone Controls

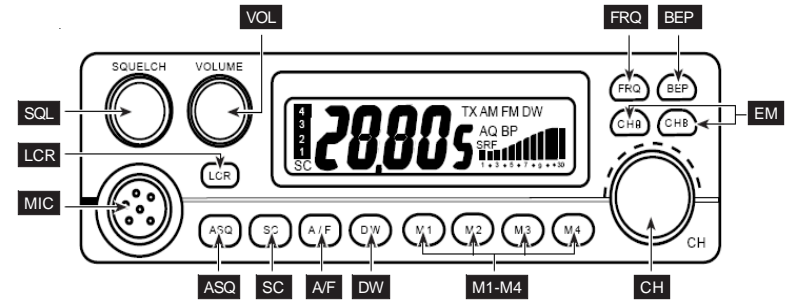


AQ Same as ASQ (Automatic Squelch Control on front panel)
 (Mic Wiring) Pin 1 = Mic Pin 2 = Ground Pin 3 = Rec
 Pin 4 = Xmt Pin 5 = Up/Dn Pin 6 = ASQ

Display Window



Front Panel Controls



- MIC** Mic Connector (6 Pin)
- SQL** Squelch Control (Manual)
- VOL** Volume Control
- LCR** Last Channel Recall Button - Remembers last channel used.
- ASQ** Automatic Squelch - Automatically adjusts best level squelch.
- SC** Scan Channels - Scans Channels 1 - 40 for activity Then repeats.
- A/F** AM/FM Mode - Switches between AM/FM Mode.
- DW** Dual Watch Button - Monitors Two Channel simultaneously.
- M1-4** M1 - M4 Memory Buttons - Stores Favorite Channels in memory.
- CH** Channel Switch (Manual) - Selects Channels 1 - 40
- EM** Emergency Channel Buttons - Preset Emergency Chan. Buttons
- BEP** Beep - Switches On/Off Short Beep when buttons are pushed.

- LCR** Remembers the last channel the radio was on before changing channels.
- ASQ** Automatically sets squelch to best receiving level. If ASQ is ON, Manual Squelch Control will Not Operate.
- SC** Scans channels 1 - 40 - Stops on Activity - Restarts Scan after 5 sec of inactivity - Turn Off ASQ to use this function.
- DW** Dual Watch - Set the channel to a channel you want. Press DW and switch to another channel within 3 seconds. Press DW again to set this as the "Watch" channel. Radio will jump between current channel and watch channel. Press Any key to stop DW.
- M1-M4** To store a channel into memory, select the desired channel. Press and hold Mx for 2 seconds - Press Mx to recall channel.